

District Type:

☒ School District
☐ Joint Agreement

ILLINOIS STATE BOARD OF EDUCATION
 School Business Services Division

SCHOOL DISTRICT/JOINT AGREEMENT BUDGET FORM *
July 1, 2022 - June 30, 2023

Accounting Basis:

Cash

Unbalanced budget; however, a
 Deficit Reduction Plan is not required
 at this time.

Date of Amended Budget:

(MM/DD/YY)

District Name:

McHenry CCSD 15

District RCDT No:

44-063-0150-04

If your FY2022 AFR states that you need to do a deficit reduction plan and your FY2023 budget is balanced, please state the measures you took to have your budget become balanced. (Bckgrnd-Assumpt 25-26)

Budget of McHenry CCSD 15, County of McHenry/Lake,
 State of Illinois, for the Fiscal Year beginning July 1, 2022 and ending June 30, 2023.

WHEREAS the Board of Education of McHenry CCSD 15,
 County of McHenry/Lake, State of Illinois, caused to be prepared in tentative form a budget, and the Secretary
 of this Board has made the same conveniently available to public inspection for at least thirty days prior to final action thereon;

AND WHEREAS a public hearing was held as to such budget on the 13 day of September, 20 22,
 notice of said hearing was given at least thirty days prior thereto as required by law, and all other legal requirements have been complied with;




NOW, THEREFORE, Be it resolved by the Board of Education of said district as follows:

Section 1: That the fiscal year of this school district be and the same hereby is fixed and declared to be
 beginning July 1, 2022 and ending June 30, 2023.

Section 2: That the following budget containing an estimate of amounts available in each Fund, separately, and expenditures from each be
 and the same is hereby adopted as the budget of this school district for said fiscal year.

ADOPTION OF BUDGET

The budget shall be approved and signed below by members of the School Board. Adopted this 13 day of September, 20 22
 by a roll call vote of 6 Yeas, and 0 Nays, to wit:

** MEMBERS VOTING YEA:	** MEMBERS VOTING NAY:
	
	
	

* Based on the 23 Illinois Administrative Code-Part 100 and inconformity with Section 17-1 of the School Code.

** Type in the members who voted "YEA" nor "NAY". Actual school board member signatures are not required for electronic submission.

- (1) A certified copy of this document must be filed with the county clerk within 30 days of adoption as required by Section 18-50 of the Property Tax Code (35 ILCS 200/18-50).
- (2) Districts are required to submit the adopted/amended budget electronically to ISBE within 30 days of adoption or by October 30, whichever comes first. Budgets are submitted to School Finance Report (SFR): <https://sec1.isbe.net/attachmgr/default.aspx>
 Please type the member signatures before submitting to ISBE. We do not accept PDF copies.

BUDGET SUMMARY

	A	B	C	D	E	F	G	H	I	J	K	L
1	Begin entering data on EstRev 6-11 and EstExp 12-20 tabs.		(10)	(20)	(30)	(40)	(50)	(60)	(70)	(80)	(90)	
2	Description: Enter Whole Numbers Only	Acct #	Educational	Operations & Maintenance	Debt Service	Transportation	Municipal Retirement/ Social Security	Capital Projects	Working Cash	Tort	Fire Prevention & Safety	
3	ESTIMATED BEGINNING FUND BALANCE (without Student Activity Funds) ¹ as of July 1, 2022		44,629,295	12,307,197	1,117,592	7,602,093	1,351,632	3,443,816	5,493,201	671,006	153,774	
4	RECEIPTS/REVENUES (without Student Activity Funds)											
5	LOCAL SOURCES	1000	46,232,000	6,394,000	1,000	4,166,000	2,325,000	208,000	341,000	594,200	16,100	
6	FLOW-THROUGH RECEIPTS/REVENUES FROM ONE DISTRICT TO ANOTHER DISTRICT	2000										
7	STATE SOURCES	3000	0	0	0	0	0	0	0	0	0	
8	FEDERAL SOURCES	4000	7,378,000	0	0	1,730,000	0	3,000,000	0	0	0	
9	Total Direct Receipts/Revenues ⁸		4,216,000	1,056,000	0	0	0	0	0	0	0	
10	Receipts/Revenues for "On Behalf" Payments ²	3998	57,826,000	7,450,000	1,000	5,896,000	2,325,000	3,208,000	341,000	594,200	16,100	
11	Total Receipts/Revenues		57,826,000	7,450,000	1,000	5,896,000	2,325,000	3,208,000	341,000	594,200	16,100	
12	DISBURSEMENTS/EXPENDITURES (without Student Activity Funds)											
13	INSTRUCTION	1000	39,470,958				842,940			0		
14	SUPPORT SERVICES	2000	15,955,584	10,457,294		5,150,954	1,492,514	3,000,000		802,500	0	
15	COMMUNITY SERVICES	3000	0	0		0	0			0		
16	PAYMENTS TO OTHER DISTRICTS & GOVT UNITS	4000	801,000	0	0	0	0	0		0	0	
17	DEBT SERVICES	5000	0	0	1,100,000	0	0			0	0	
18	PROVISION FOR CONTINGENCIES	6000	0	0	0	0	0	0		0	0	
19	Total Direct Disbursements/Expenditures ⁹		56,227,542	10,457,294	1,100,000	5,150,954	2,335,454	3,000,000		802,500	0	
20	Disbursements/Expenditures for "On Behalf" Payments ²	4180	0	0	0	0	0	0		0	0	
21	Total Disbursements/Expenditures		56,227,542	10,457,294	1,100,000	5,150,954	2,335,454	3,000,000		802,500	0	
22	Excess of Direct Receipts/Revenues Over (Under) Direct Disbursements/Expenditures		1,598,458	(3,007,294)	(1,099,000)	745,046	(10,454)	208,000	341,000	(208,300)	16,100	
23	OTHER SOURCES/USES OF FUNDS											
24	OTHER SOURCES OF FUNDS (7000)											
25	PERMANENT TRANSFER FROM VARIOUS FUNDS											
26	Abolishment the Working Cash Fund ¹⁶	7110										
27	Abatement of the Working Cash Fund ¹⁶	7110										
28	Transfer of Working Cash Fund Interest	7120										
29	Transfer Among Funds	7130										
30	Transfer of Interest	7140										
31	Transfer from Capital Projects Fund to O&M Fund	7150		0								
32	Transfer of Excess Fire Prev & Safety Tax & Interest ³ Proceeds to O&M Fund	7160		0								
33	Transfer of Excess Accumulated Fire Prev & Safety Bond and Int ^{3a} Proceeds to Debt Service Fund	7170			0							
34	SALE OF BONDS (7200)											
35	Principal on Bonds Sold ⁴	7210		1,100,000								
36	Premium on Bonds Sold	7220										
37	Accrued Interest on Bonds Sold	7230										
38	Sale or Compensation for Fixed Assets ⁵	7300										
39	Transfer to Debt Service to Pay Principal on GASB 87 Leases	7400			0							
40	Transfer to Debt Service to Pay Interest on GASB 87 Leases	7500			0							
41	Transfer to Debt Service Fund to Pay Principal on Revenue Bonds	7600			0							
42	Transfer to Debt Service Fund to Pay Interest on Revenue Bonds	7700			0							
43	Transfer to Capital Projects Fund	7800						0				
44	ISBE Loan Proceeds	7900										
45	Other Sources Not Classified Elsewhere	7990										
46	Total Other Sources of Funds ⁸		0	1,100,000	0	0	0	0	0	0	0	

	A	B	C	D	E	F	G	H	I	J	K	L
1	Begin entering data on EstRev 6-11 and EstExp 12-20 tabs.		(10)	(20)	(30)	(40)	(50)	(60)	(70)	(80)	(90)	
2	Description: Enter Whole Numbers Only	Acct #	Educational	Operations & Maintenance	Debt Service	Transportation	Municipal Retirement/ Social Security	Capital Projects	Working Cash	Tort	Fire Prevention & Safety	
47	OTHER USES OF FUNDS (8000)											
49	TRANSFER TO VARIOUS OTHER FUNDS (8100)											
50	Abolishment or Abatement of the Working Cash Fund ¹⁶	8110							0			
51	Transfer of Working Cash Fund Interest	8120							0			
52	Transfer Among Funds	8130										
53	Transfer of interest ⁶	8140										
54	Transfer from Capital Projects Fund to O&M Fund	8150										
55	Transfer of Excess Fire Prev & Safety Tax & Interest ³ Proceeds to O&M Fund	8160										
56	Transfer of Excess Accumulated Fire Prev & Safety Bond ^{3a} and Int Proceeds to Debt Service Fund	8170										
57	Taxes Pledged to Pay Principal on GASB 87 Leases	8410										
58	Grants/Reimbursements Pledged to Pay Principal on GASB 87 Leases	8420										
59	Other Revenues Pledged to Pay Principal on GASB 87 Leases	8430										
60	Fund Balance Transfers Pledged to Pay Principal on GASB 87 Leases	8440										
61	Taxes Pledged to Pay Interest on GASB 87 Leases	8510										
62	Grants/Reimbursements Pledged to Pay Interest on GASB 87 Leases	8520										
63	Other Revenues Pledged to Pay Interest on GASB 87 Leases	8530										
64	Fund Balance Transfers Pledged to Pay Interest on GASB 87 Leases	8540										
65	Taxes Pledged to Pay Principal on Revenue Bonds	8610										
66	Grants/Reimbursements Pledged to Pay Principal on Revenue Bonds	8620										
67	Other Revenues Pledged to Pay Principal on Revenue Bonds	8630										
68	Fund Balance Transfers Pledged to Pay Principal on Revenue Bonds	8640										
69	Taxes Pledged to Pay Interest on Revenue Bonds	8710										
70	Grants/Reimbursements Pledged to Pay Interest on Revenue Bonds	8720										
71	Other Revenues Pledged to Pay Interest on Revenue Bonds	8730										
72	Fund Balance Transfers Pledged to Pay Interest on Revenue Bonds	8740										
73	Taxes Transferred to Pay for Capital Projects	8810										
74	Grants/Reimbursements Pledged to Pay for Capital Projects	8820										
75	Other Revenues Pledged to Pay for Capital Projects	8830										
76	Fund Balance Transfers Pledged to Pay for Capital Projects	8840										
77	Transfer to Debt Service Fund to Pay Principal on ISBE Loans	8910										
78	Other Uses Not Classified Elsewhere	8990										
79	Total Other Uses of Funds ⁹		0	0	0	0	0	0	0	0	0	0
80	Total Other Sources/Uses of Fund		0	1,100,000	0	0	0	0	0	0	0	0
81	ESTIMATED ENDING FUND BALANCE (without Student Activity Funds) as of June 30, 2023		46,227,753	10,399,903	18,592	8,347,139	1,341,178	3,651,816	5,834,201	462,706	169,874	
82												
83	Student Activity (Fund 11) ESTIMATED BEGINNING FUND BALANCE as of July 1, 2022		0									
84	RECEIPTS/REVENUES (For Student Activity Funds)											
85	Total Student Activity Direct Receipts/Revenues (Local Sources)	1799	0									
86	DISBURSEMENTS/EXPENDITURES (For Student Activity Funds)											
87	Total Student Activity Direct Disbursements/Expenditures	1999	0									
88	Excess of Direct Receipts/Revenues Over (Under) Direct Disbursements/Expenditures		0									
89	Student Activity ESTIMATED ENDING FUND BALANCE as of June 30, 2023		0									
90												

BUDGET SUMMARY

	A	B	C	D	E	F	G	H	I	J	K	L
1	Begin entering data on EstRev 6-11 and EstExp 12-20 tabs.		(10)	(20)	(30)	(40)	(50)	(60)	(70)	(80)	(90)	
2	Description: Enter Whole Numbers Only	Acct #	Educational	Operations & Maintenance	Debt Service	Transportation	Municipal Retirement/ Social Security	Capital Projects	Working Cash	Tort	Fire Prevention & Safety	
91	Total ESTIMATED BEGINNING FUND BALANCE (All Sources Including Student Activity Funds) as of July 1, 2022		44,629,295	12,307,197	1,117,592	7,602,093	1,351,632	3,443,816	5,493,201	671,006	153,774	
92	RECEIPTS/REVENUES (All Sources with Student Activity Funds)											
93	LOCAL SOURCES	1000	46,232,000	6,394,000	1,000	4,166,000	2,325,000	208,000	341,000	594,200	16,100	
94	FLOW-THROUGH RECEIPTS/REVENUES FROM ONE DISTRICT TO ANOTHER DISTRICT	2000	0	0		0	0					
95	STATE SOURCES	3000	7,378,000	0	0	1,730,000	0	3,000,000	0	0	0	
96	FEDERAL SOURCES	4000	4,216,000	1,056,000	0	0	0	0	0	0	0	
97	Total Direct Receipts/Revenues ⁸		57,826,000	7,450,000	1,000	5,896,000	2,325,000	3,208,000	341,000	594,200	16,100	
98	Receipts/Revenues for "On Behalf" Payments ²	3998	0	0	0	0	0	0	0	0	0	
99	Total Receipts/Revenues		57,826,000	7,450,000	1,000	5,896,000	2,325,000	3,208,000	341,000	594,200	16,100	
100	DISBURSEMENTS/EXPENDITURES (All Sources with Student Activity Funds)											
101	INSTRUCTION	1000	39,470,958				842,940			0		
102	SUPPORT SERVICES	2000	15,955,584	10,457,294		5,150,954	1,492,514	3,000,000		802,500	0	
103	COMMUNITY SERVICES	3000	0	0		0	0			0	0	
104	PAYMENTS TO OTHER DISTRICTS & GOVT UNITS	4000	801,000	0	0	0	0	0		0	0	
105	DEBT SERVICES	5000	0	0	1,100,000	0	0			0	0	
106	PROVISION FOR CONTINGENCIES	6000	0	0	0	0	0			0	0	
107	Total Direct Disbursements/Expenditures ⁹		56,227,542	10,457,294	1,100,000	5,150,954	2,335,454	3,000,000		802,500	0	
108	Disbursements/Expenditures for "On Behalf" Payments ²	4180	0	0	0	0	0	0		0	0	
109	Total Disbursements/Expenditures		56,227,542	10,457,294	1,100,000	5,150,954	2,335,454	3,000,000		802,500	0	
110	Excess of Direct Receipts/Revenues Over (Under) Direct Disbursements/Expenditures		1,598,458	(3,007,294)	(1,099,000)	745,046	(10,454)	208,000	341,000	(208,300)	16,100	
111	OTHER SOURCES/USES OF FUNDS											
112	OTHER SOURCES OF FUNDS (7000)											
113	Total Other Sources of Funds ⁸		0	1,100,000	0	0	0	0	0	0	0	
114	OTHER USES OF FUNDS (8000)											
115	Total Other Uses of Funds ⁹		0	0	0	0	0	0	0	0	0	
116	Total Other Sources/Uses of Fund		0	1,100,000	0	0	0	0	0	0	0	
117	ESTIMATED ENDING FUND BALANCE (All Sources with Student Activity Funds) as of June 30, 2023		46,227,753	10,399,903	18,592	8,347,139	1,341,178	3,651,816	5,834,201	462,706	169,874	
120	SUMMARY OF EXPENDITURES Without Student Activity Funds (by Major Object)											
121												
122	Description	Acct #	(10) Educational	(20) Operations & Maintenance	(30) Debt Service	(40) Transportation	(50) Municipal Retirement/ Social Security	(60) Capital Projects	(70) Working Cash	(80) Tort	(90) Fire Prevention & Safety	Total By Object
123	Object Name											
124	Salaries	100	42,854,167	2,455,340		2,765,950		0		0	0	48,075,457
125	Employee Benefits	200	5,453,175	278,654		79,604	2,335,454	0		0	0	8,146,887
126	Purchased Services	300	1,326,500	1,299,000	0	550,400		0		802,500	0	3,978,400
127	Supplies & Materials	400	3,185,700	1,511,700		730,000		0		0	0	5,427,400
128	Capital Outlay	500	1,200,000	4,911,600		0		3,000,000		0	0	9,111,600
129	Other Objects	600	1,775,500	1,000	1,100,000	1,015,000	0	0		0	0	3,891,500
130	Non-Capitalized Equipment	700	432,500	0		10,000		0		0	0	442,500
131	Termination Benefits	800	0	0		0				0	0	0
132	Total Expenditures		56,227,542	10,457,294	1,100,000	5,150,954	2,335,454	3,000,000		802,500	0	79,073,744

SUMMARY OF CASH TRANSACTIONS

	A	B	C	D	E	F	G	H	I	J	K
1			(10)	(20)	(30)	(40)	(50)	(60)	(70)	(80)	(90)
2	Description: Enter Whole Numbers Only	Acct #	Educational	Operations & Maintenance	Debt Service	Transportation	Municipal Retirement/ Social Security	Capital Projects	Working Cash	Tort	Fire Prevention & Safety
3	BEGINNING CASH BALANCE ON HAND (without Student Activity Funds) ⁷ as of July 1, 2022		43,334,946	12,305,510	1,117,592	7,600,121	1,350,863	3,443,816	5,493,201	671,006	153,774
4	Total Direct Receipts & Other Sources ⁸		57,826,000	8,550,000	1,000	5,896,000	2,325,000	3,208,000	341,000	594,200	16,100
5	OTHER RECEIPTS										
6	Interfund Loans Payable (Loans from Other Funds)	411									
7	Interfund Loans Receivable (Repayment of Loans)	141									
8	Notes and Warrants Payable	433									
9	Other Current Assets	199									
10	Total Other Receipts		0	0	0	0	0	0	0	0	0
11	Total Direct Receipts, Other Sources, & Other Receipts		57,826,000	8,550,000	1,000	5,896,000	2,325,000	3,208,000	341,000	594,200	16,100
12	Total Amount Available		101,160,946	20,855,510	1,118,592	13,496,121	3,675,863	6,651,816	5,834,201	1,265,206	169,874
13	Total Direct Disbursements & Other Uses ⁹		56,227,542	10,457,294	1,100,000	5,150,954	2,335,454	3,000,000	0	802,500	0
14	OTHER DISBURSEMENTS										
15	Interfund Loans Receivable (Loans to Other Funds) ¹⁰	141									
16	Interfund Loans Payable (Repayment of Loans)	411									
17	Notes and Warrants Payable	433									
18	Other Current Liabilities	499									
19	Total Other Disbursements		0	0	0	0	0	0	0	0	0
20	Total Direct Disbursements, Other Uses, & Other Disbursements		56,227,542	10,457,294	1,100,000	5,150,954	2,335,454	3,000,000	0	802,500	0
21	ENDING CASH BALANCE ON HAND (without Student Activity Funds) ⁷ as of June 30, 2023		44,933,404	10,398,216	18,592	8,345,167	1,340,409	3,651,816	5,834,201	462,706	169,874
22											
23	Activity Funds BEGINNING CASH BALANCE ON HAND ⁷ as of July 1, 2022	0									
24	Total Direct Receipts & Other Sources ⁸		0								
25	Total Amount Available		0								
26	Total Direct Disbursements & Other Uses ⁹		0								
27	Activity funds ENDING CASH BALANCE ON HAND ⁷ as of June 30, 2023	0									
28											
29	Total BEGINNING CASH BALANCE ON HAND (with Student Activity Funds) ⁷ as of July 1, 2022		43,334,946	12,305,510	1,117,592	7,600,121	1,350,863	3,443,816	5,493,201	671,006	153,774
30	Total Direct Receipts & Other Sources ⁸		57,826,000	8,550,000	1,000	5,896,000	2,325,000	3,208,000	341,000	594,200	16,100
31	Total Other Receipts		0	0	0	0	0	0	0	0	0
32	Total Direct Receipts, Other Sources, & Other Receipts		57,826,000	8,550,000	1,000	5,896,000	2,325,000	3,208,000	341,000	594,200	16,100
33	Total Amount Available		101,160,946	20,855,510	1,118,592	13,496,121	3,675,863	6,651,816	5,834,201	1,265,206	169,874
34	Total Direct Disbursements & Other Uses ⁹		56,227,542	10,457,294	1,100,000	5,150,954	2,335,454	3,000,000	0	802,500	0
35	Total Other Disbursements		0	0	0	0	0	0	0	0	0
36	Total Direct Disbursements, Other Uses, & Other Disbursements		56,227,542	10,457,294	1,100,000	5,150,954	2,335,454	3,000,000	0	802,500	0
37	Total ENDING CASH BALANCE ON HAND (with Student Activity Funds) ⁷ as of June 30, 2023		44,933,404	10,398,216	18,592	8,345,167	1,340,409	3,651,816	5,834,201	462,706	169,874

	B	C	D	E	F	G	H	I	J	K	L
1			(10)	(20)	(30)	(40)	(50)	(60)	(70)	(80)	(90)
2	Description: Enter Whole Numbers Only	Acct #	Educational	Operations & Maintenance	Debt Service	Transportation	Municipal Retirement/ Social Security	Capital Projects	Working Cash	Tort	Fire Prevention & Safety
3	RECEIPTS/REVENUES FROM LOCAL SOURCES (1000)										
4	AD VALOREM TAXES LEVIED BY LOCAL EDUCATION AGENCY	1100									
5	Designated Purposes Levies ¹¹ (1110-1120)	-	42,802,000	6,064,000		2,196,000	1,040,000		336,000	594,000	16,000
6	Leasing Purposes Levy ¹²	1130									
7	Special Education Purposes Levy	1140	2,300,000								
8	FICA and Medicare Only Levies	1150					1,040,000				
9	Area Vocational Construction Purposes Levy	1160									
10	Summer School Purposes Levy	1170									
11	Other Tax Levies (Describe & Itemize)	1190									
12	Total Ad Valorem Taxes Levied by District		45,102,000	6,064,000	0	2,196,000	2,080,000	0	336,000	594,000	16,000
13	PAYMENTS IN LIEU OF TAXES	1200									
14	Mobile Home Privilege Tax	1210									
15	Payments from Local Housing Authority	1220									
16	Corporate Personal Property Replacement Taxes ¹³	1230	200,000				125,000				
17	Other Payments in Lieu of Taxes (Describe & Itemize)	1290									
18	Total Payments in Lieu of Taxes		200,000	0	0	0	125,000	0	0	0	0
19	TUITION	1300									
20	Regular Tuition from Pupils or Parents (In State)	1311									
21	Regular Tuition from Other Districts (In State)	1312	100,000								
22	Regular Tuition from Other Sources (In State)	1313									
23	Regular Tuition from Other Sources (Out of State)	1314									
24	Summer School Tuition from Pupils or Parents (In State)	1321									
25	Summer School Tuition from Other Districts (In State)	1322									
26	Summer School Tuition from Other Sources (In State)	1323									
27	Summer School Tuition from Other Sources (Out of State)	1324									
28	CTE Tuition from Pupils or Parents (In State)	1331									
29	CTE Tuition from Other Districts (In State)	1332									
30	CTE Tuition from Other Sources (In State)	1333									
31	CTE Tuition from Other Sources (Out of State)	1334									
32	Special Education Tuition from Pupils or Parents (In State)	1341									
33	Special Education Tuition from Other Districts (In State)	1342									
34	Special Education Tuition from Other Sources (In State)	1343									
35	Special Education Tuition from Other Sources (Out of State)	1344									
36	Adult Tuition from Pupils or Parents (In State)	1351									
37	Adult Tuition from Other Districts (In State)	1352									
38	Adult Tuition from Other Sources (In State)	1353									
39	Adult Tuition from Other Sources (Out of State)	1354									
40	Total Tuition		100,000								
41	TRANSPORTATION FEES	1400									
42	Regular Transportation Fees from Pupils or Parents (In State)	1411				25,000					
43	Regular Transportation Fees from Other Districts (In State)	1412				1,920,000					
44	Regular Transportation Fees from Other Sources (In State)	1413									
45	Regular Transportation Fees from Co-curricular Activities (In State)	1415									
46	Regular Transportation Fees from Other Sources (Out of State)	1416									
47	Summer School Transportation Fees from Pupils or Parents (In State)	1421									
48	Summer School Transportation Fees from Other Districts (In State)	1422									
49	Summer School Transportation Fees from Other Sources (In State)	1423									
50	Summer School Transportation Fees from Other Sources (Out of State)	1424									
51	CTE Transportation Fees from Pupils or Parents (In State)	1431									
52	CTE Transportation Fees from Other Districts (In State)	1432									
53	CTE Transportation Fees from Other Sources (In State)	1433									
54	CTE Transportation Fees from Other Sources (Out of State)	1434									

	B	C	D	E	F	G	H	I	J	K	L
1			(10)	(20)	(30)	(40)	(50)	(60)	(70)	(80)	(90)
2	Description: Enter Whole Numbers Only	Acct #	Educational	Operations & Maintenance	Debt Service	Transportation	Municipal Retirement/ Social Security	Capital Projects	Working Cash	Tort	Fire Prevention & Safety
55	Special Education Transportation Fees from Pupils or Parents (In State)	1441									
56	Special Education Transportation Fees from Other Districts (In State)	1442									
57	Special Education Transportation Fees from Other Sources (In State)	1443									
58	Special Education Transportation Fees from Other Sources (Out of State)	1444									
59	Adult Transportation Fees from Pupils or Parents (In State)	1451									
60	Adult Transportation Fees from Other Districts (In State)	1452									
61	Adult Transportation Fees from Other Sources (In State)	1453									
62	Adult Transportation Fees from Other Sources (Out of State)	1454									
63	Total Transportation Fees					1,945,000					
64	EARNINGS ON INVESTMENTS	1500									
65	Interest on Investments	1510	50,000	35,000	1,000	25,000	5,000	8,000	5,000	200	100
66	Gain or Loss on Sale of Investments	1520									
67	Total Earnings on Investments		50,000	35,000	1,000	25,000	5,000	8,000	5,000	200	100
68	FOOD SERVICE	1600									
69	Sales to Pupils - Lunch	1611	500,000								
70	Sales to Pupils - Breakfast	1612									
71	Sales to Pupils - A la Carte	1613									
72	Sales to Pupils - Other (Describe & Itemize)	1614									
73	Sales to Adults	1620									
74	Other Food Service (Describe & Itemize)	1690									
75	Total Food Service		500,000								
76	DISTRICT/SCHOOL ACTIVITY INCOME	1700									
77	Admissions - Athletic	1711									
78	Admissions - Other	1719									
79	Fees	1720	50,000								
80	Book Store Sales	1730									
81	Other District/School Activity Revenue (Describe & Itemize)	1790	30,000								
82	Student Activity Fund Revenues	1799									
83	Total District/School Activity Income (without Student Activity Funds 1799)		80,000	0							
84	Total District/School Activity Income (with Student Activity Funds 1799)		80,000								
85	TEXTBOOK INCOME	1800									
86	Textbook Rentals - Regular Textbooks	1811	200,000								
87	Textbook Rentals - Summer School Textbooks	1812									
88	Textbook Rentals - Adult/Continuing Education Textbooks	1813									
89	Textbook Rentals - Other (Describe & Itemize)	1819									
90	Textbook Sales - Regular Textbooks	1821									
91	Textbook Sales - Summer School	1822									
92	Textbook Sales - Adult/Continuing Education	1823									
93	Textbook Sales - Other (Describe & Itemize)	1829									
94	Other Textbook Income (Describe & Itemize)	1890									
95	Total Textbooks		200,000								

	B	C	D	E	F	G	H	I	J	K	L
1			(10)	(20)	(30)	(40)	(50)	(60)	(70)	(80)	(90)
2	Description: Enter Whole Numbers Only	Acct #	Educational	Operations & Maintenance	Debt Service	Transportation	Municipal Retirement/ Social Security	Capital Projects	Working Cash	Tort	Fire Prevention & Safety
96	OTHER REVENUE FROM LOCAL SOURCES	1900									
97	Rentals	1910		20,000							
98	Contributions and Donations from Private Sources	1920									
99	Impact Fees from Municipal or County Governments	1930		125,000				200,000			
100	Services Provided Other Districts	1940									
101	Refund of Prior Years' Expenditures	1950									
102	Payments of Surplus Moneys from TIF Districts	1960									
103	Drivers' Education Fees	1970									
104	Proceeds from Vendors' Contracts	1980									
105	School Facility Occupation Tax Proceeds	1983									
106	Payment from Other Districts	1991					115,000				
107	Sale of Vocational Projects	1992									
108	Other Local Fees (Describe & Itemize)	1993									
109	Other Local Revenues (Describe & Itemize)	1999		150,000							
110	Total Other Revenue from Local Sources		0	295,000	0	0	115,000	200,000	0	0	0
111	Total Receipts/Revenues from Local Sources (without Student Activity Funds 1799)	1000	46,232,000	6,394,000	1,000	4,166,000	2,325,000	208,000	341,000	594,200	16,100
112	Total Receipts/Revenues from Local Sources (with Student Activity Funds 1799)		46,232,000								
113	FLOW-THROUGH RECEIPTS/REVENUES FROM ONE DISTRICT TO ANOTHER DISTRICT (2000)										
114	Flow-Through Revenue from State Sources	2100									
115	Flow-Through Revenue from Federal Sources	2200									
116	Other Flow-Through Revenue (Describe & Itemize)	2300									
117	Total Flow-Through Receipts/Revenues From One District to Another District	2000	0	0		0	0				
118	RECEIPTS/REVENUES FROM STATE SOURCES (3000)										
119	UNRESTRICTED GRANTS-IN-AID (3001-3099)										
120	Evidence Based Funding Formula (Section 18-8.15)	3001	6,990,000					3,000,000			
121	Reorganization Incentives (Accounts 3005-3021)	3005									
122	Fast Growth District Grants	3030									
123	Other Unrestricted Grants-In-Aid From State Sources (Describe & Itemize)	3099									
124	Total Unrestricted Grants-In-Aid		6,990,000	0	0	0	0	3,000,000		0	0
125	RESTRICTED GRANTS-IN-AID (3100-3900)										
126	SPECIAL EDUCATION										
127	Special Education - Private Facility Tuition	3100	250,000								
128	Special Education - Funding for Children Requiring Sp Ed Services	3105									
129	Special Education - Personnel	3110									
130	Special Education - Orphanage - Individual	3120	100,000								
131	Special Education - Orphanage - Summer Individual	3130	10,000								
132	Special Education - Summer School	3145									
133	Special Education - Other (Describe & Itemize)	3199									
134	Total Special Education		360,000	0		0					
135	CAREER AND TECHNICAL EDUCATION (CTE)										
136	CTE - Technical Education - Tech Prep	3200									
137	CTE - Secondary Program Improvement (CTEI)	3220									
138	CTE - WECEP	3225									
139	CTE - Agriculture Education	3235									
140	CTE - Instructor Practicum	3240									
141	CTE - Student Organizations	3270									
142	CTE - Other (Describe & Itemize)	3299									
143	Total Career and Technical Education		0	0			0				

1	B	C	D	E	F	G	H	I	J	K	L
2	Description: Enter Whole Numbers Only	Acct #	(10) Educational	(20) Operations & Maintenance	(30) Debt Service	(40) Transportation	(50) Municipal Retirement/ Social Security	(60) Capital Projects	(70) Working Cash	(80) Tort	(90) Fire Prevention & Safety
144	BILINGUAL EDUCATION										
145	Bilingual Education - Downstate - TPI and TBE	3305									
146	Bilingual Education - Downstate - Transitional Bilingual Education	3310									
147	Total Bilingual Education		0				0				
148	State Free Lunch & Breakfast	3360	25,000								
149	School Breakfast Initiative	3365									
150	Driver Education	3370									
151	Adult Education (from ICCB)	3410									
152	Adult Education - Other (Describe & Itemize)	3499									
153	TRANSPORTATION										
154	Transportation - Regular and Vocational	3500				680,000					
155	Transportation - Special Education	3510				1,050,000					
156	Transportation - Other (Describe & Itemize)	3599									
157	Total Transportation		0	0		1,730,000	0				
158	Learning Improvement - Change Grants	3610									
159	Scientific Literacy	3660									
160	Truant Alternative/Optional Education	3695									
161	Early Childhood - Block Grant	3705									
162	Chicago General Education Block Grant	3766									
163	Chicago Educational Services Block Grant	3767									
164	School Safety & Educational Improvement Block Grant	3775									
165	Technology - Technology for Success	3780									
166	State Charter Schools	3815									
167	Extended Learning Opportunities - Summer Bridges	3825									
168	Infrastructure Improvements - Planning/Construction	3920									
169	School Infrastructure - Maintenance Projects	3925									
170	Other Restricted Revenue from State Sources (Describe & Itemize)	3999	3,000								
171	Total Restricted Grants-In-Aid		388,000	0	0	1,730,000	0	0	0	0	0
172	Total Receipts/Revenues from State Sources	3000	7,378,000	0	0	1,730,000	0	3,000,000	0	0	0
173	RECEIPTS/REVENUES FROM FEDERAL SOURCES (4000)										
174	UNRESTRICTED GRANTS-IN-AID RECEIVED DIRECTLY FROM FEDERAL GOVT. (4001-4009)										
175	Federal Impact Aid	4001									
176	Other Unrestricted Grants-In-Aid Received from Fed. Govt. (Describe & Itemize)	4009									
177	Total Unrestricted Grants-In-Aid Received Directly from Fed Govt		0	0	0	0	0	0	0	0	0
178	RESTRICTED GRANTS-IN-AID RECEIVED DIRECTLY FROM FEDERAL GOVT (4045-4090)										
179	Head Start	4045									
180	Construction (Impact Aid)	4050									
181	MAGNET	4060									
182	Other Restricted Grants-In-Aid Received from Fed. Govt. (Describe & Itemize)	4090									
183	Total Restricted Grants-In-Aid Received Directly from Federal Govt.		0	0		0	0	0			0
184	RESTRICTED GRANTS-IN-AID RECEIVED FROM FEDERAL GOVT. THRU THE STATE (4100-4999)										
185	TITLE V										
186	Title V - Flexibility and Accountability	4100									
187	Title V - SEA Projects	4105									
188	Title V - Rural Education Initiative (REI)	4107									
189	Title V - Other (Describe & Itemize)	4199									
190	Total Title V		0	0		0	0				

	B	C	D	E	F	G	H	I	J	K	L
1			(10)	(20)	(30)	(40)	(50)	(60)	(70)	(80)	(90)
2	Description: Enter Whole Numbers Only	Acct #	Educational	Operations & Maintenance	Debt Service	Transportation	Municipal Retirement/ Social Security	Capital Projects	Working Cash	Tort	Fire Prevention & Safety
191	FOOD SERVICE										
192	Breakfast Start-Up Expansion	4200									
193	National School Lunch Program	4210	525,000								
194	Special Milk Program	4215									
195	School Breakfast Program	4220	75,000								
196	Summer Food Service Admin/Program	4225	25,000								
197	Child and Adult Care Food Program	4226									
198	Fresh Fruit and Vegetables	4240									
199	Food Service - Other (Describe & Itemize)	4299									
200	Total Food Service		625,000				0				
201	TITLE I										
202	Title I - Low Income	4300	650,000								
203	Title I - Low Income - Neglected, Private	4305									
204	Title I - Migrant Education	4340									
205	Title I - Other (Describe & Itemize)	4399									
206	Total Title I		650,000	0		0	0				
207	TITLE IV										
208	Title IV - Student Support & Academic Enrichment Grant	4400									
209	Title IV - 21st Century	4421									
210	Title IV - Other (Describe & Itemize)	4499									
211	Total Title IV		0	0		0	0				
212	FEDERAL - SPECIAL EDUCATION										
213	Federal Special Education - Preschool Flow-Through	4600	40,000								
214	Federal Special Education - Preschool Discretionary	4605									
215	Federal Special Education - IDEA Flow Through	4620	1,000,000								
216	Federal Special Education - IDEA Room & Board	4625	225,000								
217	Federal Special Education - IDEA Discretionary	4630									
218	Federal Special Education - IDEA - Other (Describe & Itemize)	4699									
219	Total Federal Special Education		1,265,000	0		0	0				
220	CTE - PERKINS										
221	CTE - Perkins-Title III E Tech Prep	4770									
222	CTE - Other (Describe & Itemize)	4799									
223	Total CTE - Perkins		0	0			0				
224	Federal - Adult Education	4810									
225	ARRA - General State Aid - Education Stabilization	4850									
226	ARRA - Title I - Low Income	4851									
227	ARRA - Title I - Neglected, Private	4852									
228	ARRA - Title I - Delinquent, Private	4853									
229	ARRA - Title I - School Improvement (Part A)	4854									
230	ARRA - Title I - School Improvement (Section 1003g)	4855									
231	ARRA - IDEA - Part B - Preschool	4856									
232	ARRA - IDEA - Part B - Flow-Through	4857									
233	ARRA - Title IID - Technology - Formula	4860									
234	ARRA - Title IID - Technology - Competitive	4861									
235	ARRA - McKinney - Vento Homeless Education	4862									
236	ARRA - Child Nutrition Equipment Assistance	4863									
237	Impact Aid Formula Grants	4864									
238	Impact Aid Competitive Grants	4865									
239	Qualified Zone Academy Bond Tax Credits	4866									
240	Qualified School Construction Bond Credits	4867									
241	Build America Bond Tax Credits	4868									
242	Build America Bond Interest Reimbursement	4869									
243	ARRA - General State Aid - Other Government Services Stabilization	4870									

	B	C	D	E	F	G	H	I	J	K	L
1			(10)	(20)	(30)	(40)	(50)	(60)	(70)	(80)	(90)
2	Description: Enter Whole Numbers Only	Acct #	Educational	Operations & Maintenance	Debt Service	Transportation	Municipal Retirement/ Social Security	Capital Projects	Working Cash	Tort	Fire Prevention & Safety
244	Other ARRA Funds - II	4871									
245	Other ARRA Funds - III	4872									
246	Other ARRA Funds - IV	4873									
247	Other ARRA Funds - V	4874									
248	ARRA - Early Childhood	4875									
249	Other ARRA Funds - VII	4876									
250	Other ARRA Funds - VIII	4877									
251	Other ARRA Funds - IX	4878									
252	Other ARRA Funds - X	4879									
253	Other ARRA Funds - Ed Job Fund Program	4880									
254	Total Stimulus Programs		0	0	0	0	0	0		0	0
255	Race to the Top Program	4901									
256	Race to the Top - Preschool Expansion Grant	4902									
257	Title III - Instruction for English Learners & Immigrant Students	4905									
258	Title III - English Language Acquisition	4909	68,000								
259	McKinney Education for Homeless Children	4920									
260	Title II - Eisenhower - Professional Development Formula	4930									
261	Title II - Teacher Quality	4932	100,000								
262	Federal Charter Schools	4960									
263	State Assessment Grants	4981									
264	Grant for State Assessments and Related Activities	4982									
265	Medicaid Matching Funds - Administrative Outreach	4991	150,000								
266	Medicaid Matching Funds - Fee-For-Service Program	4992	200,000								
267	Other Restricted Grants Received from Fed. Govt. thru State (Describe & Itemize)	4998	1,158,000	1,056,000							
268	Total Restricted Grants-In-Aid Received from Federal Govt. Thru the State		4,216,000	1,056,000	0	0	0	0		0	0
269	TOTAL RECEIPTS/REVENUES FROM FEDERAL SOURCES	4000	4,216,000	1,056,000	0	0	0	0	0	0	0
270	TOTAL DIRECT RECEIPTS/REVENUES (without Student Activity Funds 1799)		57,826,000	7,450,000	1,000	5,896,000	2,325,000	3,208,000	341,000	594,200	16,100
271	TOTAL DIRECT RECEIPTS/REVENUES (with Student Activity Funds 1799)		57,826,000								

	B	C	D	E	F	G	H	I	J	K	L
1	Description: Enter Whole Numbers Only	Funct #	(100) Salaries	(200) Employee Benefits	(300) Purchased Services	(400) Supplies & Materials	(500) Capital Outlay	(600) Other Objects	(700) Non-Capitalized Equipment	(800) Termination Benefits	(900) Total
3	10 - EDUCATIONAL FUND (ED)										
4	INSTRUCTION (ED)	1000									
5	Regular Programs	1100	19,911,840	2,184,265	156,000	947,300	250,000		57,500		23,506,9
6	Tuition Payment to Charter Schools	1115									
7	Pre-K Programs	1125									
8	Special Education Programs (Functions 1200 - 1220)	1200	7,852,909	1,278,659	125,000	179,400			15,000		9,450,9
9	Special Education Programs Pre-K	1225									
10	Remedial and Supplemental Programs K-12	1250	762,876	76,513	55,000	153,800					1,048,1
11	Remedial and Supplemental Programs Pre-K	1275									
12	Adult/Continuing Education Programs	1300									
13	CTE Programs	1400									
14	Interscholastic Programs	1500	900,000	11,250	10,000	83,000					1,004,2
15	Summer School Programs	1600									
16	Gifted Programs	1650									
17	Driver's Education Programs	1700									
18	Bilingual Programs	1800	3,092,882	411,064	23,000	32,700		1,000			3,560,6
19	Truant Alternative & Optional Programs	1900									
20	Pre-K Programs - Private Tuition	1910									
21	Regular K-12 Programs Private Tuition	1911									
22	Special Education Programs K-12 Private Tuition	1912						900,000			900,0
23	Special Education Programs Pre-K Tuition	1913									
24	Remedial/Supplemental Programs K-12 Private Tuition	1914									
25	Remedial/Supplemental Programs Pre-K Private Tuition	1915									
26	Adult/Continuing Education Programs Private Tuition	1916									
27	CTE Programs Private Tuition	1917									
28	Interscholastic Programs Private Tuition	1918									
29	Summer School Programs Private Tuition	1919									
30	Gifted Programs Private Tuition	1920									
31	Bilingual Programs Private Tuition	1921									
32	Truants Alternative/Opt Ed Programs Private Tuition	1922									
33	Student Activity Fund Expenditures	1999									
34	Total Instruction¹⁴ (Without Student Activity Funds 1999)	1000	32,520,507	3,961,751	369,000	1,396,200	250,000	901,000	72,500	0	39,470,9
35	Total Instruction¹⁴ (With Student Activity Funds 1999)	1000	32,520,507	3,961,751	369,000	1,396,200	250,000	901,000	72,500	0	39,470,9
36	SUPPORT SERVICES (ED)	2000									
37	Support Services - Pupil	2100									
38	Attendance & Social Work Services	2110	1,525,624	194,597		4,000					1,724,2
39	Guidance Services	2120	181,452	26,048							207,5
40	Health Services	2130	1,213,452	160,652	2,500	124,300		5,000			1,505,9
41	Psychological Services	2140	752,664	68,569	11,000	1,800					834,0
42	Speech Pathology & Audiology Services	2150	1,434,391	139,960	10,000	1,800					1,586,1
43	Other Support Services - Pupils (Describe & Itemize)	2190									
44	Total Support Services - Pupil	2100	5,107,583	589,826	23,500	131,900	0	5,000	0	0	5,857,8
45	Support Services - Instructional Staff	2200									
46	Improvement of Instruction Services	2210	382,785	93,583	35,000	103,700		5,000			620,0
47	Educational Media Services	2220				50,900					50,9
48	Assessment & Testing	2230			31,000	21,200					52,2
49	Total Support Services - Instructional Staff	2200	382,785	93,583	66,000	175,800	0	5,000	0	0	723,1
50	Support Services - General Administration	2300									
51	Board of Education Services	2310			60,000			25,000			85,0
52	Executive Administration Services	2320	366,540	55,402	10,000	113,000		25,000			569,9
53	Special Area Administration Services	2330									
54	Tort Immunity Services	2361, 2365									
55	Total Support Services - General Administration	2300	366,540	55,402	70,000	113,000	0	50,000	0	0	654,9

	B	C	D	E	F	G	H	I	J	K	L
1	Description: Enter Whole Numbers Only	Funct #	(100)	(200)	(300)	(400)	(500)	(600)	(700)	(800)	(900)
2			Salaries	Employee Benefits	Purchased Services	Supplies & Materials	Capital Outlay	Other Objects	Non-Capitalized Equipment	Termination Benefits	Total
56	Support Services - School Administration	2400									
57	Office of the Principal Services	2410	2,200,381	409,070							2,609,4
58	Other Support Services - School Administration (Describe & Itemize)	2490	231,603	13,089	10,000	1,000		5,000			260,6
59	Total Support Services - School Administration	2400	2,431,984	422,159	10,000	1,000	0	5,000	0	0	2,870,1
60	Support Services - Business	2500									
61	Direction of Business Support Services	2510	179,880	50,332	10,000			5,000			245,2
62	Fiscal Services	2520	373,449	64,269	6,000	136,700		1,500			581,9
63	Operation & Maintenance of Plant Services	2540									
64	Pupil Transportation Services	2550									
65	Food Services	2560	878,089	114,433	6,000	765,000	100,000	1,500	10,000		1,875,0
66	Internal Services	2570									
67	Total Support Services - Business	2500	1,431,418	229,034	22,000	901,700	100,000	8,000	10,000	0	2,702,1
68	Support Services - Central	2600									
69	Direction of Central Support Services	2610									
70	Planning, Research, Development & Evaluation Services	2620									
71	Information Services	2630									
72	Staff Services	2640									
73	Data Processing Services	2660	613,350	101,420	765,000	466,100	850,000	1,500	350,000		3,147,3
74	Total Support Services - Central	2600	613,350	101,420	765,000	466,100	850,000	1,500	350,000	0	3,147,3
75	Other Support Services - Misc. (Describe & Itemize)	2900									
76	Total Support Services	2000	10,333,660	1,491,424	956,500	1,789,500	950,000	74,500	360,000	0	15,955,5
77	COMMUNITY SERVICES (ED)	3000									
78	PAYMENTS TO OTHER DIST & GOVT UNITS (ED)	4000									
79	Payments to Other Dist & Govt Units (In-State)	4100									
80	Payments for Regular Programs	4110									
81	Payments for Special Education Programs	4120			1,000						1,0
82	Payments for Adult/Continuing Education Programs	4130									
83	Payments for CTE Programs	4140									
84	Payments for Community College Programs	4170									
85	Other Payments to In-State Govt Units - Programs (Describe & Itemize)	4190									
86	Total Payments to Other Dist & Govt Units (In-State)	4100			1,000			0			1,0
87	Payments for Regular Programs - Tuition	4210									
88	Payments for Special Education Programs - Tuition	4220						800,000			800,0
89	Payments for Adult/Continuing Education Programs - Tuition	4230									
90	Payments for CTE Programs - Tuition	4240									
91	Payments for Community College Programs - Tuition	4270									
92	Payments for Other Programs - Tuition	4280									
93	Other Payments to In-State Govt Units - Tuition (Describe & Itemize)	4290									
94	Total Payments to Other Dist & Govt Units - Tuition (In State)	4200						800,000			800,0
95	Payments for Regular Programs - Transfers	4310									
96	Payments for Special Education Programs - Transfers	4320									
97	Payments for Adult/Continuing Ed Programs - Transfers	4330									
98	Payments for CTE Programs - Transfers	4340									
99	Payments for Community College Program - Transfers	4370									
100	Payments for Other Programs - Transfers	4380									
101	Other Payments to In-State Govt Units - Transfers (Describe & Itemize)	4390									
102	Total Payments to Other Dist & Govt Units-Transfers (In State)	4300			0			0			
103	Payments to Other Dist & Govt Units (Out of State)	4400									
104	Total Payments to Other Dist & Govt Units	4000			1,000			800,000			801,0

1	B	C	D	E	F	G	H	I	J	K	L
2	Description: Enter Whole Numbers Only	Funct #	(100) Salaries	(200) Employee Benefits	(300) Purchased Services	(400) Supplies & Materials	(500) Capital Outlay	(600) Other Objects	(700) Non-Capitalized Equipment	(800) Termination Benefits	(900) Total
105	DEBT SERVICE (ED)	5000									
106	Debt Service - Interest on Short-Term Debt	5100									
107	Tax Anticipation Warrants	5110									
108	Tax Anticipation Notes	5120									
109	Corporate Personal Property Repl Tax Anticipated Notes	5130									
110	State Aid Anticipation Certificates	5140									
111	Other Interest on Short-Term Debt (Describe & Itemize)	5150									
112	Total Debt Service - Interest on Short-Term Debt	5100						0			
113	Debt Service - Interest on Long-Term Debt	5200									
114	Total Debt Service	5000						0			
115	PROVISION FOR CONTINGENCIES (ED)	6000									
116	Total Direct Disbursements/Expenditures (without Student Activity Funds (1999)		42,854,167	5,453,175	1,326,500	3,185,700	1,200,000	1,775,500	432,500	0	56,227,5
117	Total Direct Disbursements/Expenditures (with Student Activity Funds (1999)		42,854,167	5,453,175	1,326,500	3,185,700	1,200,000	1,775,500	432,500	0	56,227,5
118	Excess (Deficiency) of Receipts/Revenues Over Disbursements/Expenditures (without Student Activity Funds 1999)										1,598,4
119	Excess (Deficiency) of Receipts/Revenues Over Disbursements/Expenditures (with Student Activity Funds 1999)										1,598,4
121	20 - OPERATIONS AND MAINTENANCE FUND (O&M)										
122	SUPPORT SERVICES (O&M)	2000									
123	Support Services - Pupil	2100									
124	Other Support Services - Pupils (Describe & Itemize)	2190									
125	Support Services - Business	2500									
126	Direction of Business Support Services	2510									
127	Facilities Acquisition & Construction Services	2530					50,600				50,6
128	Operation & Maintenance of Plant Services	2540	2,455,340	278,654	1,291,000	1,511,700	4,861,000	1,000	0		10,398,6
129	Pupil Transportation Services	2550			8,000						8,0
130	Food Services	2560									
131	Total Support Services - Business	2500	2,455,340	278,654	1,299,000	1,511,700	4,911,600	1,000	0	0	10,457,2
132	Other Support Services - Misc. (Describe & Itemize)	2900									
133	Total Support Services	2000	2,455,340	278,654	1,299,000	1,511,700	4,911,600	1,000	0	0	10,457,2
134	COMMUNITY SERVICES (O&M)	3000									
135	PAYMENTS TO OTHER DIST & GOVT UNITS (O&M)	4000									
136	Payments to Other Dist & Govt Units (In-State)	4100									
137	Payments for Regular Programs	4110									
138	Payments for Special Education Programs	4120									
139	Payments for CTE Program	4140									
140	Other Payments to In-State Govt Units - Programs (Describe & Itemize)	4190									
141	Total Payments to Other Dist & Govt Units (In-State)	4100			0			0			
142	Payments to Other Dist & Govt Units (Out of State) ¹⁴	4400									
143	Total Payments to Other Dist & Govt Unit	4000			0			0			
144	DEBT SERVICE (O&M)	5000									
145	Debt Service - Interest on Short-Term Debt	5100									
146	Tax Anticipation Warrants	5110									
147	Tax Anticipation Notes	5120									
148	Corporate Personal Prop Repl Tax Anticipated Notes	5130									
149	State Aid Anticipation Certificates	5140									
150	Other Interest on Short-Term Debt (Describe & Itemize)	5150									
151	Total Debt Service - Interest on Short-Term Debt	5100						0			
152	Debt Service - Interest on Long-Term Debt	5200									
153	Total Debt Service	5000						0			
154	PROVISION FOR CONTINGENCIES (O&M)	6000									
155	Total Direct Disbursements/Expenditures		2,455,340	278,654	1,299,000	1,511,700	4,911,600	1,000	0	0	10,457,2
156	Excess (Deficiency) of Receipts/Revenues Over Disbursements/Expenditures										(3,007,2

1	B	C	D	E	F	G	H	I	J	K	L
2	Description: Enter Whole Numbers Only	Funct #	(100) Salaries	(200) Employee Benefits	(300) Purchased Services	(400) Supplies & Materials	(500) Capital Outlay	(600) Other Objects	(700) Non-Capitalized Equipment	(800) Termination Benefits	(900) Total
158	30 - DEBT SERVICE FUND (DS)										
159	PAYMENTS TO OTHER DIST & GOVT UNITS (DS)	4000									
160	Payments to Other Dist & Govt Units (In-State)	4100									
161	Payments for Regular Programs	4110									
162	Payments for Special Education Programs	4120									
163	Other Payments to In-State Govt Units - Programs (Describe & Itemize)	4190									
164	Total Payments to Other Dist & Govt Units (In-State)	4000						0			
165	DEBT SERVICE (DS)	5000									
166	Debt Service - Interest on Short-Term Debt	5100									
167	Tax Anticipation Warrants	5110									
168	Tax Anticipation Notes	5120									
169	Corporate Personal Prop Repl Tax Anticipation Notes	5130									
170	State Aid Anticipation Certificates	5140									
171	Other Interest on Short-Term Debt (Describe & Itemize)	5150									
172	Total Debt Service - Interest On Short-Term Debt	5100						0			
173	Debt Service - Interest on Long-Term Debt	5200									
174	Debt Service - Payments of Principal on Long-Term Debt ¹⁵ (Lease/Purchase Principal Retired) (Describe & Itemize)	5300						1,100,000			1,100,000
175	Debt Service - Other (Describe & Itemize)	5400									
176	Total Debt Service	5000			0			1,100,000			1,100,000
177	PROVISION FOR CONTINGENCIES (DS)	6000									
178	Total Direct Disbursements/Expenditures				0			1,100,000			1,100,000
179	Excess (Deficiency) of Receipts/Revenues Over Disbursements/Expenditures										(1,099,000)
181	40 - TRANSPORTATION FUND (TR)										
182	SUPPORT SERVICES (TR)	2000									
183	Support Services - Pupils	2100									
184	Other Support Services - Pupils (Describe & Itemize)	2190									
185	Support Services - Business										
186	Pupil Transportation Services	2550	2,765,950	79,604	550,400	730,000	0	1,015,000	10,000		5,150,954
187	Other Support Services - Business (Describe & Itemize)	2900									
188	Total Support Services	2000	2,765,950	79,604	550,400	730,000	0	1,015,000	10,000	0	5,150,954
189	COMMUNITY SERVICES (TR)	3000									
190	PAYMENTS TO OTHER DIST & GOVT UNITS (TR)	4000									
191	Payments to Other Dist & Govt Units (In-State)	4100									
192	Payments for Regular Program	4110									
193	Payments for Special Education Programs	4120									
194	Payments for Adult/Continuing Education Programs	4130									
195	Payments for CTE Programs	4140									
196	Payments for Community College Programs	4170									
197	Other Payments to In-State Govt Units - Programs (Describe & Itemize)	4190									
198	Total Payments to Other Dist & Govt Units (In-State)	4100			0			0			
199	Payments to Other Dist & Govt Units (Out-of-State) (Describe & Itemize)	4400									
200	Total Payments to Other Dist & Govt Units	4000			0			0			
201	DEBT SERVICE (TR)	5000									
202	Debt Service - Interest on Short-Term Debt	5100									
203	Tax Anticipation Warrants	5110									
204	Tax Anticipation Notes	5120									
205	Corporate Personal Prop Repl Tax Anticipation Notes	5130									
206	State Aid Anticipation Certificates	5140									
207	Other Interest on Short-Term Debt (Describe & Itemize)	5150									
208	Total Debt Service - Interest On Short-Term Debt	5100						0			

	B	C	D	E	F	G	H	I	J	K	L
1	Description: Enter Whole Numbers Only	Funct #	(100)	(200)	(300)	(400)	(500)	(600)	(700)	(800)	(900)
2			Salaries	Employee Benefits	Purchased Services	Supplies & Materials	Capital Outlay	Other Objects	Non-Capitalized Equipment	Termination Benefits	Total
209	Debt Service - Interest on Long-Term Debt	5200									
210	Debt Service - Payments of Principal on Long-Term Debt ¹⁵ (Lease/Purchase Principal Retired) (Describe & Itemize)	5300									
211	Debt Service - Other (Describe & Itemize)	5400									
212	Total Debt Service	5000						0			
213	PROVISION FOR CONTINGENCIES (TR)	6000									
214	Total Direct Disbursements/Expenditures		2,765,950	79,604	550,400	730,000	0	1,015,000	10,000	0	5,150,954
215	Excess (Deficiency) of Receipts/Revenues Over Disbursements/Expenditures										745,000
216											
217	50 - MUNICIPAL RETIREMENT/SOC SEC FUND (MR/SS)										
218	INSTRUCTION (MR/SS)	1000									
219	Regular Program	1100		288,722							288,722
220	Pre-K Programs	1125									
221	Special Education Programs (Functions 1200-1220)	1200		437,944							437,944
222	Special Education Programs Pre-K	1225		11,062							11,062
223	Remedial and Supplemental Programs K-12	1250									
224	Remedial and Supplemental Programs Pre-K	1275									
225	Adult/Continuing Education Programs	1300									
226	CTE Programs	1400									
227	Interscholastic Programs	1500		13,050							13,050
228	Summer School Programs	1600									
229	Gifted Programs	1650									
230	Driver's Education Programs	1700									
231	Bilingual Programs	1800		92,162							92,162
232	Truant Alternative & Optional Programs	1900									
233	Total Instruction	1000		842,940							842,940
234	SUPPORT SERVICES (MR/SS)	2000									
235	Support Services - Pupil	2100									
236	Attendance & Social Work Services	2110		22,122							22,122
237	Guidance Services	2120		2,631							2,631
238	Health Services	2130		62,181							62,181
239	Psychological Services	2140		10,914							10,914
240	Speech Pathology & Audiology Services	2150		20,799							20,799
241	Other Support Services - Pupils (Describe & Itemize)	2190									
242	Total Support Services - Pupil	2100		118,647							118,647
243	Support Services - Instructional Staff	2200									
244	Improvement of Instruction Services	2210		16,569							16,569
245	Educational Media Services	2220									
246	Assessment & Testing	2230									
247	Total Support Services - Instructional Staff	2200		16,569							16,569
248	Support Services - General Administration	2300									
249	Board of Education Services	2310									
250	Executive Administration Services	2320		21,908							21,908
251	Special Area Administrative Services	2330									
252	Claims Paid from Self Insurance Fund	2361									
253	Risk Management and Claims Services Payments	2365									
254	Total Support Services - General Administration	2300		21,908							21,908
255	Support Services - School Administration	2400									
256	Office of the Principal Services	2410		114,232							114,232
257	Other Support Services - School Administration (Describe & Itemize)	2490		36,532							36,532
258	Total Support Services - School Administration	2400		150,764							150,764

	B	C	D	E	F	G	H	I	J	K	L
1	Description: Enter Whole Numbers Only		(100)	(200)	(300)	(400)	(500)	(600)	(700)	(800)	(900)
2		Funct #	Salaries	Employee Benefits	Purchased Services	Supplies & Materials	Capital Outlay	Other Objects	Non-Capitalized Equipment	Termination Benefits	Total
259	Support Services - Business	2500									
260	Direction of Business Support Services	2510		2,608							2,608
261	Fiscal Services	2520		60,426							60,426
262	Facilities Acquisition & Construction Services	2530									
263	Operation & Maintenance of Plant Service	2540		430,364							430,364
264	Pupil Transportation Services	2550		447,630							447,630
265	Food Services	2560		138,737							138,737
266	Internal Services	2570									
267	Total Support Services - Business	2500		1,079,765							1,079,765
268	Support Services - Central	2600									
269	Direction of Central Support Services	2610									
270	Planning, Research, Development & Evaluation Services	2620									
271	Information Services	2630									
272	Staff Services	2640									
273	Data Processing Services	2660		104,861							104,861
274	Total Support Services - Central	2600		104,861							104,861
275	Other Support Services - Misc. (Describe & Itemize)	2900									
276	Total Support Services	2000		1,492,514							1,492,514
277	COMMUNITY SERVICES (MR/SS)	3000									
278	PAYMENTS TO OTHER DIST & GOVT UNITS (MR/SS)	4000									
279	Payments for Regular Programs	4110									
280	Payments for Special Education Programs	4120									
281	Payments for CTE Programs	4140									
282	Total Payments to Other Dist & Govt Units	4000		0							0
283	DEBT SERVICE (MR/SS)	5000									
284	Debt Service - Interest on Short-Term Debt	5100									
285	Tax Anticipation Warrants	5110									
286	Tax Anticipation Notes	5120									
287	Corporate Personal Prop Repl Tax Anticipation Notes	5130									
288	State Aid Anticipation Certificates	5140									
289	Other Interest on Short-Term Debt (Describe & Itemize)	5150									
290	Total Debt Service	5000						0			0
291	PROVISION FOR CONTINGENCIES (MR/SS)	6000									
292	Total Direct Disbursements/Expenditures			2,335,454				0			2,335,454
293	Excess (Deficiency) of Receipts/Revenues Over Disbursements/Expenditures										(10,454)
295	60 - CAPITAL PROJECTS (CP)										
296	SUPPORT SERVICES (CP)	2000									
297	Support Services - Business										
298	Facilities Acquisition & Construction Services	2530					3,000,000				3,000,000
299	Other Support Services - Business (Describe & Itemize)	2900									
300	Total Support Services	2000	0	0	0	0	3,000,000	0	0		3,000,000
301	PAYMENTS TO OTHER DIST & GOVT UNITS (CP)	4000									
302	Payments to Other Dist & Govt Units (In-State)	4100									
303	Payments to Regular Programs	4110									
304	Payment for Special Education Programs	4120									
305	Payment for CTE Programs	4140									
306	Payments to Other Govt Units - Programs (In-State) (Describe & Itemize)	4190									
307	Total Payments to Other Districts & Govt Units	4000			0			0			0
308	PROVISION FOR CONTINGENCIES (CP)	6000									
309	Total Direct Disbursements/Expenditures		0	0	0	0	3,000,000	0	0		3,000,000
310	Excess (Deficiency) of Receipts/Revenues Over Disbursements/Expenditures										208,000
312	70 WORKING CASH FUND (WC)										

	B	C	D	E	F	G	H	I	J	K	L
1	Description: Enter Whole Numbers Only	Funct #	(100)	(200)	(300)	(400)	(500)	(600)	(700)	(800)	(900)
2			Salaries	Employee Benefits	Purchased Services	Supplies & Materials	Capital Outlay	Other Objects	Non-Capitalized Equipment	Termination Benefits	Total
314	80 - TORT FUND (TF)										
315	INSTRUCTION (TF)	1000									
316	Regular Programs	1100									
317	Tuition Payment to Charter Schools	1115									
318	Pre-K Programs	1125									
319	Special Education Programs (Functions 1200 - 1220)	1200									
320	Special Education Programs Pre-K	1225									
321	Remedial and Supplemental Programs K-12	1250									
322	Remedial and Supplemental Programs Pre-K	1275									
323	Adult/Continuing Education Programs	1300									
324	CTE Programs	1400									
325	Interscholastic Programs	1500									
326	Summer School Programs	1600									
327	Gifted Programs	1650									
328	Driver's Education Programs	1700									
329	Bilingual Programs	1800									
330	Truant Alternative & Optional Programs	1900									
331	Pre-K Programs - Private Tuition	1910									
332	Regular K-12 Programs Private Tuition	1911									
333	Special Education Programs K-12 Private Tuition	1912									
334	Special Education Programs Pre-K Tuition	1913									
335	Remedial/Supplemental Programs K-12 Private Tuition	1914									
336	Remedial/Supplemental Programs Pre-K Private Tuition	1915									
337	Adult/Continuing Education Programs Private Tuition	1916									
338	CTE Programs Private Tuition	1917									
339	Interscholastic Programs Private Tuition	1918									
340	Summer School Programs Private Tuition	1919									
341	Gifted Programs Private Tuition	1920									
342	Bilingual Programs Private Tuition	1921									
343	Truants Alternative/Opt Ed Programs Private Tuition	1922									
344	Total Instruction¹⁴	1000	0	0	0	0	0	0	0	0	
345	SUPPORT SERVICES (TF)	2000									
346	Support Services - Pupil	2100									
347	Attendance & Social Work Services	2110									
348	Guidance Services	2120									
349	Health Services	2130									
350	Psychological Services	2140									
351	Speech Pathology & Audiology Services	2150									
352	Other Support Services - Pupils (Describe & Itemize)	2190									
353	Total Support Services - Pupil	2100	0	0	0	0	0	0	0	0	
354	Support Services - Instructional Staff	2200									
355	Improvement of Instruction Services	2210									
356	Educational Media Services	2220									
357	Assessment & Testing	2230									
358	Total Support Services - Instructional Staff	2200	0	0	0	0	0	0	0	0	
359	Support Services - General Administration	2300									
360	Board of Education Services	2310									
361	Executive Administration Services	2320									
362	Special Area Administration Services	2330									
363	Claims Paid from Self Insurance Fund	2361									
364	Risk Management and Claims Services Payments	2365			800,000						800,000
365	Total Support Services - General Administration	2300	0	0	800,000	0	0	0	0	0	800,000

	B	C	D	E	F	G	H	I	J	K	L
1	Description: Enter Whole Numbers Only	Funct #	(100)	(200)	(300)	(400)	(500)	(600)	(700)	(800)	(900)
2			Salaries	Employee Benefits	Purchased Services	Supplies & Materials	Capital Outlay	Other Objects	Non-Capitalized Equipment	Termination Benefits	Total
366	Support Services - School Administration	2400									
367	Office of the Principal Services	2410									
368	Other Support Services - School Administration (Describe & Itemize)	2490									
369	Total Support Services - School Administration	2400	0	0	0	0	0	0	0	0	
370	Support Services - Business	2500									
371	Direction of Business Support Services	2510			2,500						2,5
372	Fiscal Services	2520									
373	Facilities Acquisition & Construction Services	2530									
374	Operation & Maintenance of Plant Services	2540									
375	Pupil Transportation Services	2550									
376	Food Services	2560									
377	Internal Services	2570									
378	Total Support Services - Business	2500	0	0	2,500	0	0	0	0	0	2,5
379	Support Services - Central	2600									
380	Direction of Central Support Services	2610									
381	Planning, Research, Development & Evaluation Services	2620									
382	Information Services	2630									
383	Staff Services	2640									
384	Data Processing Services	2660									
385	Total Support Services - Central	2600	0	0	0	0	0	0	0	0	
386	Other Support Services - Misc. (Describe & Itemize)	2900									
387	Total Support Services	2000	0	0	802,500	0	0	0	0	0	802,5
388	COMMUNITY SERVICES (TF)	3000									
389	PAYMENTS TO OTHER DIST & GOVT UNITS (TF)	4000									
390	Payments to Other Dist & Govt Units (In-State)	4100									
391	Payments for Regular Programs	4110									
392	Payments for Special Education Programs	4120									
393	Payments for Adult/Continuing Education Programs	4130									
394	Payments for CTE Programs	4140									
395	Payments for Community College Programs	4170									
396	Other Payments to In-State Govt Units - Programs (Describe & Itemize)	4190									
397	Total Payments to Other Dist & Govt Units (In-State)	4100			0			0			
398	Payments for Regular Programs - Tuition	4210									
399	Payments for Special Education Programs - Tuition	4220									
400	Payments for Adult/Continuing Education Programs - Tuition	4230									
401	Payments for CTE Programs - Tuition	4240									
402	Payments for Community College Programs - Tuition	4270									
403	Payments for Other Programs - Tuition	4280									
404	Other Payments to In-State Govt Units - Tuition (Describe & Itemize)	4290									
405	Total Payments to Other Dist & Govt Units - Tuition (In State)	4200						0			
406	Payments for Regular Programs - Transfers	4310									
407	Payments for Special Education Programs - Transfers	4320									
408	Payments for Adult/Continuing Ed Programs - Transfers	4330									
409	Payments for CTE Programs - Transfers	4340									
410	Payments for Community College Program - Transfers	4370									
411	Payments for Other Programs - Transfers	4380									
412	Other Payments to In-State Govt Units - Transfers (Describe & Itemize)	4390									
413	Total Payments to Other Dist & Govt Units-Transfers (In State)	4300			0			0			
414	Payments to Other Dist & Govt Units (Out of State)	4400									
415	Total Payments to Other Dist & Govt Units	4000			0			0			
416	DEBT SERVICE (TF)	5000									
417	Debt Service - Interest on Short-Term Debt										
418	Tax Anticipation Warrants	5110									
419	Tax Anticipation Notes	5120									
420	Corporate Personal Property Replacement Tax Anticipation Notes	5130									
421	State Aid Anticipation Certificates	5140									
422	Other Interest or Short-Term Debt (Describe & Itemize)	5150									

	B	C	D	E	F	G	H	I	J	K	L
1			(100)	(200)	(300)	(400)	(500)	(600)	(700)	(800)	(900)
2	Description: Enter Whole Numbers Only	Funct #	Salaries	Employee Benefits	Purchased Services	Supplies & Materials	Capital Outlay	Other Objects	Non-Capitalized Equipment	Termination Benefits	Total
423	Debt Service - Interest on Long-Term Debt	5200									
424	Debt Service - Payments of Principal on Long-Term Debt ¹⁵ (Lease/Purchase Principal Retired) (Describe & Itemize)	5300									
425	Debt Service - Other (Describe & Itemize)	5400									
426	Total Debt Service	5000			0			0			

	B	C	D	E	F	G	H	I	J	K	L
1	Description: Enter Whole Numbers Only	Funct #	(100)	(200)	(300)	(400)	(500)	(600)	(700)	(800)	(900)
2			Salaries	Employee Benefits	Purchased Services	Supplies & Materials	Capital Outlay	Other Objects	Non-Capitalized Equipment	Termination Benefits	Total
427	PROVISION FOR CONTINGENCIES (TF)	6000									
428	Total Direct Disbursements/Expenditures		0	0	802,500	0	0	0	0	0	802,5
429	Excess (Deficiency) of Receipts/Revenues Over Disbursements/Expenditures										(208,3
431	90 - FIRE PREVENTION & SAFETY FUND (FP&S)										
432	SUPPORT SERVICES (FP&S)	2000									
433	Support Services - Business	2500									
434	Facilities Acquisition & Construction Services	2530									
435	Operation & Maintenance of Plant Service	2540									
436	Total Support Services - Business	2500	0	0	0	0	0	0	0		
437	Other Support Services - Misc. (Describe & Itemize)	2900									
438	Total Support Services	2000	0	0	0	0	0	0	0		
439	PAYMENTS TO OTHER DISTRICTS & GOVT UNITS (FP&S)	4000									
440	Payments to Regular Programs	4110									
441	Payments to Special Education Programs	4120									
442	Other Payments to In-State Govt Units - Programs (Describe & Itemize)	4190									
443	Total Payments to Other Districts & Govt Units (FPS)	4000						0			
444	DEBT SERVICE (FP&S)	5000									
445	Debt Service - Interest on Short-Term Debt	5100									
446	Tax Anticipation Warrants	5110									
447	Other Interest on Short-Term Debt (Describe & Itemize)	5150									
448	Total Debt Service - Interest on Short-Term Debt	5100						0			
449	Debt Service - Interest on Long-Term Debt	5200									
450	Debt Service - Payments of Principal on Long-Term Debt ¹⁵ (Lease/Purchase Principal Retired) (Describe & Itemize)	5300									
451	Total Debt Service	5000						0			
452	PROVISIONS FOR CONTINGENCIES (FP&S)	6000									
453	Total Direct Disbursements/Expenditures		0	0	0	0	0	0	0		
454	Excess (Deficiency) of Receipts/Revenues Over Disbursements/Expenditures										16,1

This page is provided for detailed itemizations as requested within the body of the Report.

Please enter notes in "Source of Revenue/Use of Expense" column for the below line items. If page does not list specific revenues/expenditures, no itemization notes are required.

Fund-Account Number		Source of Revenue/Use of Expense	Amount
Estimated Revenues			
10-1790	Other District/School Activity Revenue		\$30,000
20-1999	Other Local Revenues		\$150,000
10-3999	Other Restricted Revenue from State Sources		\$3,000
10-4998	Other Restricted Grants Received from Fed. Govt. thru State		\$1,158,000
20-4998	Other Restricted Grants Received from Fed. Govt. thru State		\$1,056,000
Estimated Expenditures			
10-2490	Other Support Services - School Administration		\$260,692
30-5300	Debt Service - Payments of Principal on Long-Term Debt		\$1,100,000
50-2490	Other Support Services - School Administration		\$36,532

	A	B	C	D	E	F	G
1		DEFICIT BUDGET SUMMARY INFORMATION - Operating Funds Only (School Districts Only)					
2		Description	EDUCATIONAL FUND (10)	OPERATIONS & MAINTENANCE FUND (20)	TRANSPORTATION FUND (40)	WORKING CASH FUND (70)	TOTAL
3		Direct Revenues	57,826,000	7,450,000	5,896,000	341,000	71,513,000
4		Direct Expenditures	56,227,542	10,457,294	5,150,954		71,835,790
5		Difference	1,598,458	(3,007,294)	745,046	341,000	(322,790)
6		Estimated Fund Balance - June 30, 2023	46,227,753	10,399,903	8,347,139	5,834,201	70,808,996
7		Unbalanced budget; however, a Deficit Reduction Plan is not required at this time.					
8		A deficit reduction plan is required if the local board of education adopts (or amends) the 2022-2023 school district budget in which the "operating funds" listed above result in direct revenues (line 9, BudgetSum 2-4) being less than direct expenditures (line 19, BudgetSum 2-4) by an amount equal to or greater than one-third (1/3) of the ending fund balance (line 81, BudgetSum 2-4).					
9		Note: The balance is determined using only the four funds listed above. That is, if the estimated ending fund balance is less than three times the deficit spending, the district must adopt and file with ISBE a deficit reduction plan to balance the shortfall within three years.					
11		Per School Code (105 ILCS 5/17-1) - If the Deficit AFR Summary Information tab from the 2021-2022 Annual Financial Report (AFR) reflects a deficit as defined above, then the school district shall adopt and submit a deficit reduction plan (found here on page 23-27) to ISBE within 30 days after acceptance of the AFR.					
13		The deficit reduction plan, if required, is developed using ISBE guidelines and format.					
14							
15							

ILLINOIS STATE BOARD OF EDUCATION
School Business Services Division

	A	B	C	D	E	F	G	H	I	J	K	L
1	*School Districts Only		DEFICIT REDUCTION PLAN					ESTIMATED BUDGET				
2			ESTIMATED BUDGET					FY2022-2023				
3	44063015004							ESTIMATED BUDGET				
4	District Number							FY2023-2024				
5	McHenry CCSD 15											
6	District Name											
7	ESTIMATED BEGINNING FUND BALANCE		Educational Fund	Operations & Maintenance Fund	Transportation Fund	Working Cash Fund	Total	Educational Fund	Operations & Maintenance Fund	Transportation Fund	Working Cash Fund	Total
8	(must equal prior Ending Fund Balance)		44,629,295	12,307,197	7,602,093	5,493,201	70,031,786	46,227,753	10,399,903	8,347,139	5,834,201	70,808,996
9	RECEIPTS/REVENUES	Acct #										
10	LOCAL SOURCES	1000	46,232,000	5,394,000	4,166,000	341,000	57,133,000					
11	FLOW-THROUGH RECEIPTS/REVENUES FROM ONE DISTRICT TO ANOTHER DISTRICT	2000										0
12	STATE SOURCES	3000	0	0	0		0					0
13	FEDERAL SOURCES	4000	7,378,000	0	1,730,000	0	9,108,000					0
14	Total Receipts/Revenues		4,216,000	1,056,000	0	0	5,272,000					0
15	DISBURSEMENTS/EXPENDITURES	Func#	57,826,000	7,450,000	5,896,000	341,000	71,513,000	0	0	0	0	0
16	INSTRUCTION	2000	39,470,958				39,470,958					
17	SUPPORT SERVICES	2000	15,955,584	10,457,294	5,150,954		31,563,832					
18	COMMUNITY SERVICES	3000	0	0	0		0					0
19	PAYMENTS TO OTHER DISTRICTS & GOVT. UNITS	4000	801,000	0	0		801,000					0
20	DEBT SERVICES	5000	0	0	0		0					0
21	PROVISION FOR CONTINGENCIES	6000	0	0	0		0					0
22	Total Disbursements/Expenditures		56,227,542	10,457,294	5,150,954		71,835,790	0	0	0	0	0
23	Excess of Receipts/Revenue Over/(Under) Disbursements/Expenditures		1,598,458	(3,007,294)	745,046	341,000	(322,790)	0	0	0	0	0
24	OTHER SOURCES/USES OF FUNDS							0	0	0	0	0
25	OTHER SOURCES OF FUNDS (7000)		0	1,100,000	0	0	1,100,000					0
26	OTHER USES OF FUNDS (8000)		0	0	0	0	0					0
27	TOTAL OTHER SOURCES/USES OF FUNDS		0	1,100,000	0	0	1,100,000	0	0	0	0	0
28	ESTIMATED ENDING FUND BALANCE		46,227,753	10,399,903	8,347,139	5,834,201	70,808,996	46,227,753	10,399,903	8,347,139	5,834,201	70,808,996

ILLINOIS STATE BOARD OF EDUCATION
School Business Services Division

	A	B	M	N	O	P	Q	R	S	T	U	V
1	*School Districts Only		ESTIMATED BUDGET FY2024-2025					ESTIMATED BUDGET FY2025-2026				
2												
3	44063015004											
4	District Number											
5	McHenry CCSD 15											
6	District Name		Educational Fund	Operations & Maintenance Fund	Transportation Fund	Working Cash Fund	Total	Educational Fund	Operations & Maintenance Fund	Transportation Fund	Working Cash Fund	Total
7	ESTIMATED BEGINNING FUND BALANCE (must equal prior Ending Fund Balance)		46,227,753	10,399,903	8,347,139	5,834,201	70,808,996	46,227,753	10,399,903	8,347,139	5,834,201	70,808,996
8	RECEIPTS/REVENUES	Acct #										
9	LOCAL SOURCES	1000					0					0
10	FLOW-THROUGH RECEIPTS/REVENUES FROM ONE DISTRICT TO ANOTHER DISTRICT	2000					0					0
11	STATE SOURCES	3000					0					0
12	FEDERAL SOURCES	4000					0					0
13	Total Receipts/Revenues		0	0	0	0	0	0	0	0	0	0
14	DISBURSEMENTS/EXPENDITURES	Funct #										
15	INSTRUCTION	1000					0					0
16	SUPPORT SERVICES	2000					0					0
17	COMMUNITY SERVICES	3000					0					0
18	PAYMENTS TO OTHER DISTRICTS & GOVT. UNITS	4000					0					0
19	DEBT SERVICES	5000					0					0
20	PROVISION FOR CONTINGENCIES	6000					0					0
21	Total Disbursements/Expenditures		0	0	0		0	0	0	0		0
22	Excess of Receipts/Revenue Over/(Under) Disbursements/Expenditures		0	0	0	0	0	0	0	0	0	0
23	OTHER SOURCES/USES OF FUNDS											
24	OTHER SOURCES OF FUNDS (7000)						0					0
25	OTHER USES OF FUNDS (8000)						0					0
26	TOTAL OTHER SOURCES/USES OF FUNDS		0	0	0	0	0	0	0	0	0	0
27	ESTIMATED ENDING FUND BALANCE		46,227,753	10,399,903	8,347,139	5,834,201	70,808,996	46,227,753	10,399,903	8,347,139	5,834,201	70,808,996

ILLINOIS STATE BOARD OF EDUCATION
School Business Services Division

	A	B	W	X	Y	Z
1	*School Districts Only		SUMMARY BUDGET ADDENDUM - DEFICIT REDUCTION PLAN ESTIMATED BUDGET Date of Adoption: <input type="text"/> <small>(Enter as MM/DD/YY)</small>			
2						
3	44063015004					
4	District Number					
5	McHenry CCSD 15					
	District Name					
6			FY2022-2023	FY2023-2024	FY2024-2025	FY2025-2026
7	ESTIMATED BEGINNING FUND BALANCE <i>(must equal prior Ending Fund Balance)</i>		70,031,786	70,808,996	70,808,996	70,808,996
8	RECEIPTS/REVENUES	Acct #				
9	LOCAL SOURCES	1000	57,133,000	0	0	0
10	FLOW-THROUGH RECEIPTS/REVENUES FROM ONE DISTRICT TO ANOTHER DISTRICT	2000	0	0	0	0
11	STATE SOURCES	3000	9,108,000	0	0	0
12	FEDERAL SOURCES	4000	5,272,000	0	0	0
13	Total Receipts/Revenues		71,513,000	0	0	0
14	DISBURSEMENTS/EXPENDITURES	Funct #				
15	INSTRUCTION	1000	39,470,958	0	0	0
16	SUPPORT SERVICES	2000	31,563,832	0	0	0
17	COMMUNITY SERVICES	3000	0	0	0	0
18	PAYMENTS TO OTHER DISTRICTS & GOVT. UNITS	4000	801,000	0	0	0
19	DEBT SERVICES	5000	0	0	0	0
20	PROVISION FOR CONTINGENCIES	6000	0	0	0	0
21	Total Disbursements/Expenditures		71,835,790	0	0	0
22	Excess of Receipts/Revenue Over/(Under) Disbursements/Expenditures		(322,790)	0	0	0
23	OTHER SOURCES/USES OF FUNDS					
24	OTHER SOURCES OF FUNDS (7000)		1,100,000	0	0	0
25	OTHER USES OF FUNDS (8000)		0	0	0	0
26	TOTAL OTHER SOURCES/USES OF FUNDS		1,100,000	0	0	0
27	ESTIMATED ENDING FUND BALANCE		70,808,996	70,808,996	70,808,996	70,808,996

Deficit Reduction Plan-Background/Assumptions (School Districts Only)

**Fiscal Year 2022-2023
through Fiscal Year 2025-2026**

McHenry CCSD 15 44063015004

Please complete the following schedule and include a brief description to identify any areas of the budget that will be impacted from one year to the next. If the deficit reduction plan relies upon new local revenues, identify contingencies for further budget reductions which will be enacted in the event those new revenues are not available.

1. Background and Narrative of Budget Reductions:

2. Assumptions Used in the Deficit Reduction Plan:

- EBF and Estimated New Tier Funding:

- Equal Assessed Valuation and Tax Rates:

- Employee Salaries and Benefits:

- Short- and Long-Term Borrowing:

- Educational Impact:

- Other Assumptions:

- Has the district considered shared services or outsourcing (Ex: Transportation, Insurance)? If yes, please explain:

(For Local Use Only)

This is an estimated Limitation of Administrative Costs Worksheet only and will not be accepted for Official Submission of the Limitation of Administrative Costs Worksheet.

The worksheet is intended for use during the budgeting process.

The worksheet is intended for use during the budgeting process to estimate the district's percent increase of FY2023 budgeted expenditures over actual FY2022 expenditures. Budget information is copied to this page. Insert the prior year estimated actual expenditures to compute the estimated percentage increase (decrease).

The official Limitation of Administrative Costs Worksheet is attached to the end of the Annual Financial Report (ISBE Form 50-35) and may be submitted in conjunction with that report. An official Limitation of Administrative Costs Worksheet can also be found on the ISBE website at: [Limitation of Administrative Costs](#)

(Section 17-1.5 of the School Code)

RCDT Number: 44-063-0150-04

[illegible]

REPORTING OF PUBLIC VENDOR CONTRACTS OF \$1,000 OR MORE (School Districts Only)

In accordance with the School Code, Section 10-20.21, all school districts are required to file a report listing 'vendor contracts' as an attachment to their budget. In this context, the term "vendor contracts" refers to "all contracts and agreements that pertain to goods and services that were intended to generate additional revenue and other remunerations for the school district in excess of \$1,000, including without limitation vending machine contracts, sports and other attire, class rings, and photographic services. **The report is to list information regarding such contracts for the fiscal year immediately preceding the fiscal year of the budget.** All such contracts executed on or after July 1, 2007 must be approved by the school board.

See: School Code, Section 10-20.21 - Contracts

If more rows are required, select a cell above where you'd like additional rows. Then click "Add Rows" button to the right and enter number of desired rows. Rows will generate beneath the selected cell.

[illegible]

Reference Description

- 1 Each fund balance should correspond to the fund balance reflected on the books as of June 30th - Balance Sheet Accounts #720 and #730 (audit figures, if available).
- 2 Accounting and Financial Reporting for Certain Grants and Other Financial Assistance. The "On-Behalf" Payments should only be reflected on this page (Budget Summary, Lines 10 and 20).
- 3 Requires the secretary of the school board to notify the county clerk (within 30 days of the transfer approval) to abate an equal amount of taxes to be next extended. See Sec. 10-22.14 & 17-2.11.
- 3a Requires notification to the county clerk to abate an equal amount from taxes next extended. See section 10-22.14
- 4 Principal on Bonds Sold:
 - (1) Funding Bonds are to be entered in the fund or funds in which the liability occurs.
 - (2) Refunding Bonds can be entered in the Debt Services Fund only.
 - (3) Building Bonds can be entered in the Capital Projects Fund only.
 - (4) Fire Prevention and Safety Bonds can be entered in the Fire Prevention & Safety Fund only.
- 5 The proceeds from the sale of school sites, buildings, or other real estate shall be used first to pay the principal and interest on any outstanding bonds on the property being sold, and after all such bonds have been retired, the remaining proceeds from the sale next shall be used by the school board to meet any urgent district needs as determined under Sections 2-3.12 and 17-2.11 of the School Code. Once these issues have been addressed, any remaining proceeds may be used for any other authorized purpose and for deposit into any district fund.
- 6 The School Code, Section 10-22.44 prohibits the transfer of interest earned on the investment of "any funds for purposes of Illinois Municipal Retirement under the Pension Code." This prohibition does not include funds for Social Security and Medicare-only purposes. For additional requirements on interest earnings, see 23 Illinois Administrative Code, Part 100, Section 100.50.
- 7 Cash plus investments must be greater than or equal to zero.
- 8 For cash basis budgets, this total will equal the Budget Summary - Total Direct Receipts/Revenues (Line 9) plus Total Other Sources of Funds (Line 46).
- 9 For cash basis budgets, this total will equal the Budget Summary - Total Direct Disbursements/Expenditures (Line 19) plus Total Other Uses of Funds (Line 79).
- 10 Working Cash Fund loans may be made to any district fund for which taxes are levied (Section 20-5 of the School Code).
- 11 include revenue accounts 1110 through 1115, 1117, 1118 & 1120.
- 12 The School Code Section 17-2.2c. Tax for leasing educational facilities or computer technology or both, and for temporary relocation expense purposes.
- 13 Corporate personal property replacement tax revenue must be first applied to the Municipal Retirement/Social Security Fund to replace tax revenue lost due to the abolition of the corporate personal property tax (30 ILCS 115/12). This provision does not apply to taxes levied for Medicare-Only purposes.
- 14 Only tuition payments made to private facilities. See Functions 4200 or 4400 for estimated public facility disbursements/expenditures.
- 15 Payment towards the retirement of lease/purchase agreements or bonded/other indebtedness (principal only) otherwise reported within the fund - e.g.: alternate revenue bonds. (Describe & Itemize)
- 16 Only abolishment of Working Cash Fund must transfer its funds directly to the Educational Fund upon adoption of a resolution and at the close of the current school Year (see 105 ILCS 5/20-8 for further explanation)
Only abatement of working cash fund can transfer its funds to any fund in most need of money
(see 105 ILCS 5/20-10 for further explanation)